



## Extending life of brownfields and enabling new standards

**Tore Erntsen (presenter)**


Vice President Technology, **Proserv**

## Overview

# Why upgrade existing brownfield systems?

Brownfield subsea fields are an important segment of global offshore oil and gas production.

With over **80%** of world energy use reliant on fossil fuels the maintenance and optimisation of these often aging subsea assets is an economic and moral necessity for the industry.



# Subsea systems and services

## Operator Challenges

### Field Extension for additional wells

Adding wells to brownfield subsea systems requires interfacing with existing and often unsupported aging technology and experience both subsea and topside.

### Additional instrumentation for production optimisation

Instrumentation to provide essential information to maximise remaining production may not be supported by the existing control system.

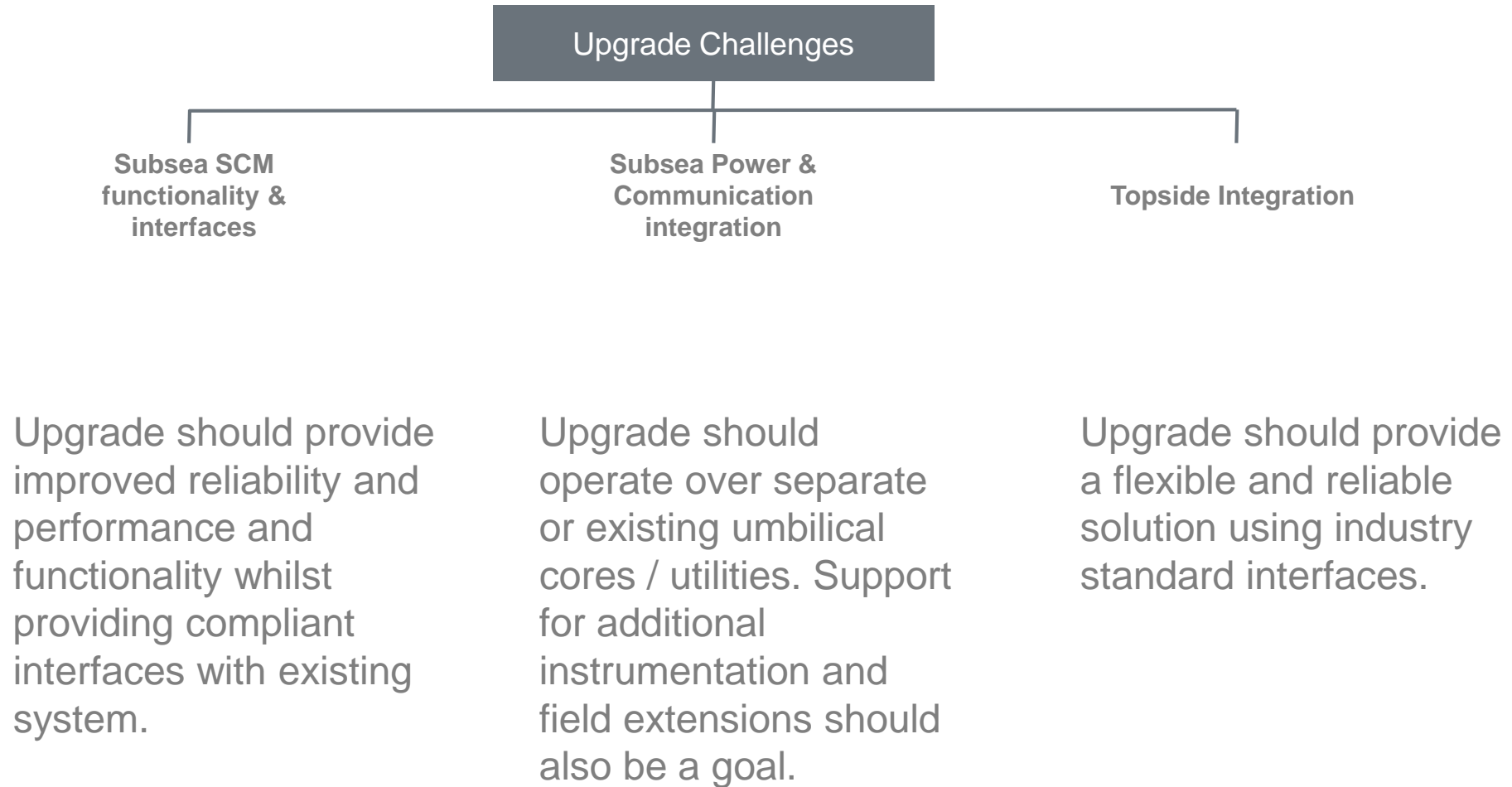
### Risk of failure and poor reliability

Failed wells without adequate support from the OEM require an alternative control solution to reinstate well production without full system replacement.

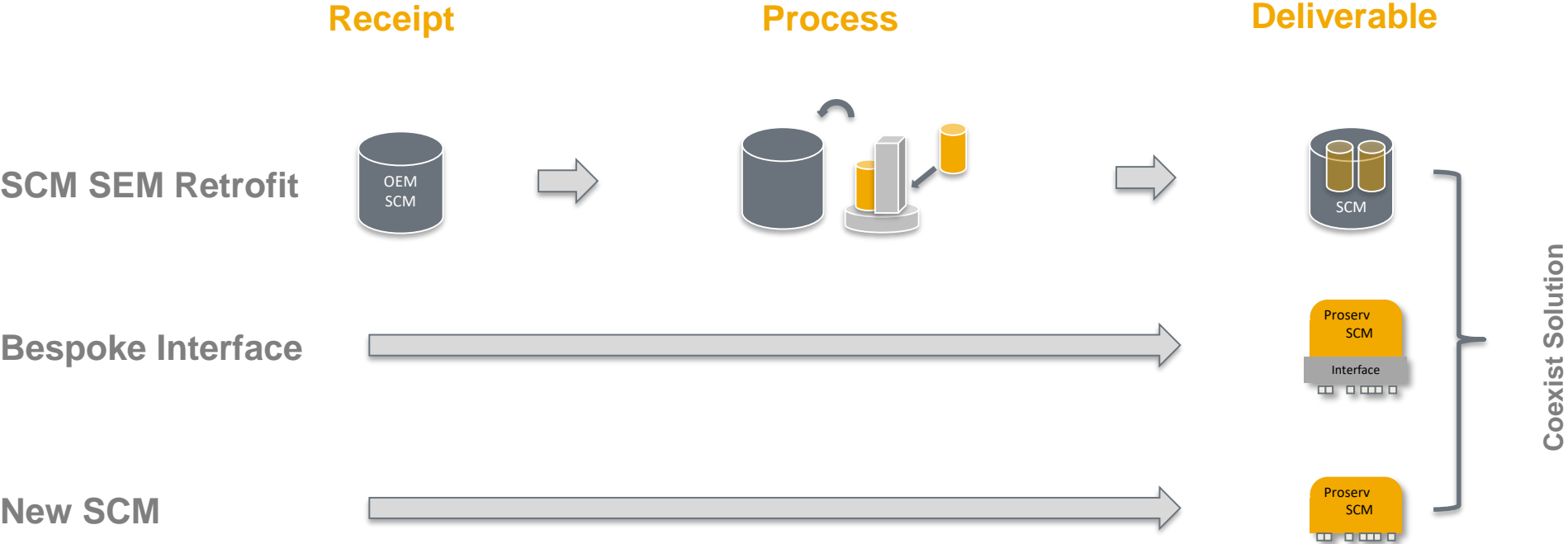
### Extended well life

Support for extended field life and even for original design life often limited due to obsolescence support and/or engineering support from the OEM.

# Challenges for non-OEM subsea system upgrade

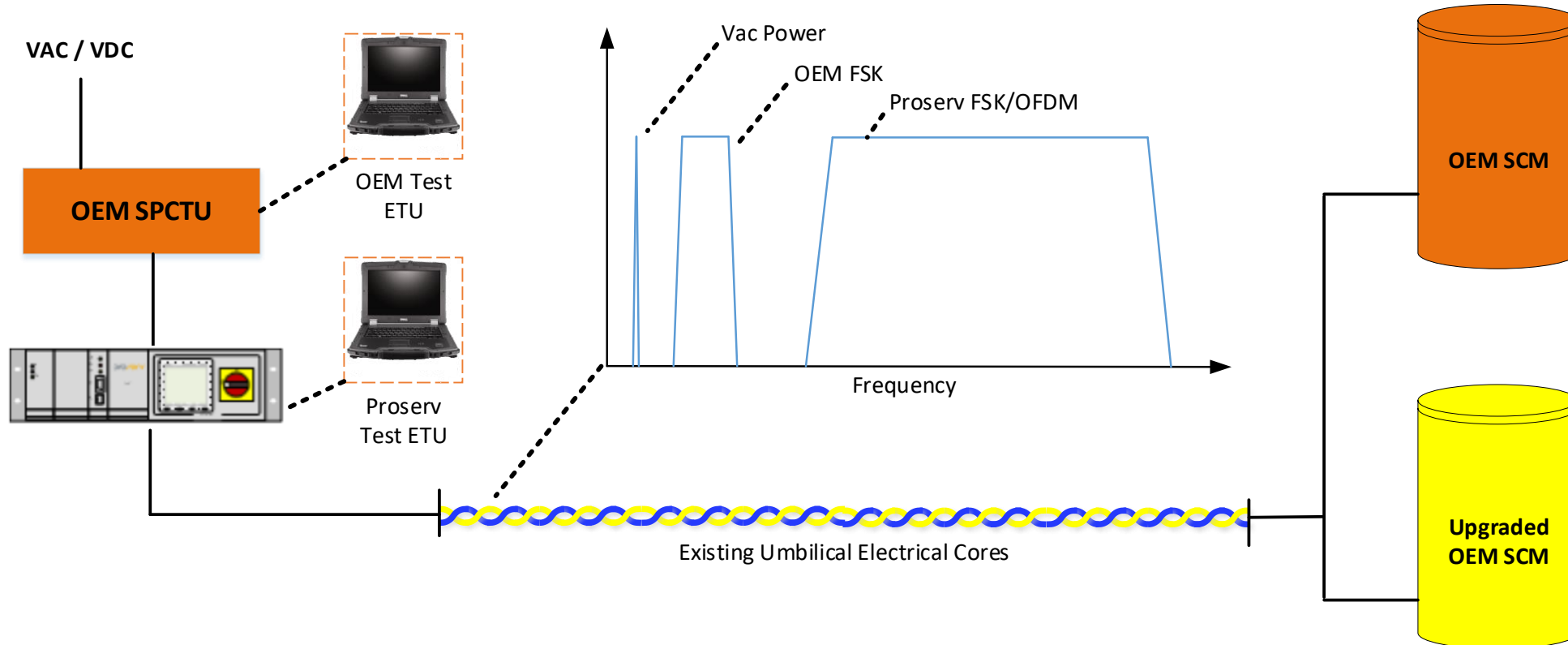


# Subsea upgrade of an SCM



# Co-Exist Technology

Proserv Co-Exist Communication Technology operates concurrently with the existing subsea control system communications on the same OEM powerline or alternatively on separate conductors if available.

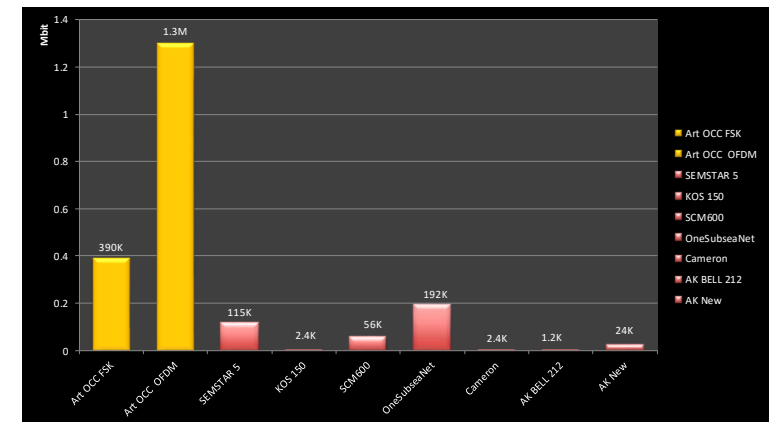
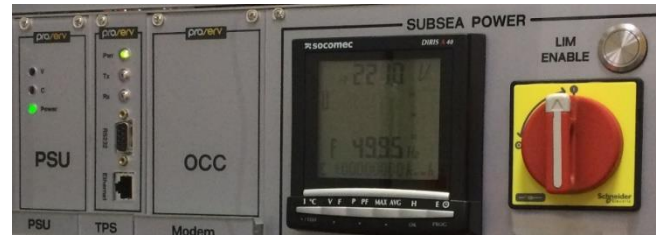
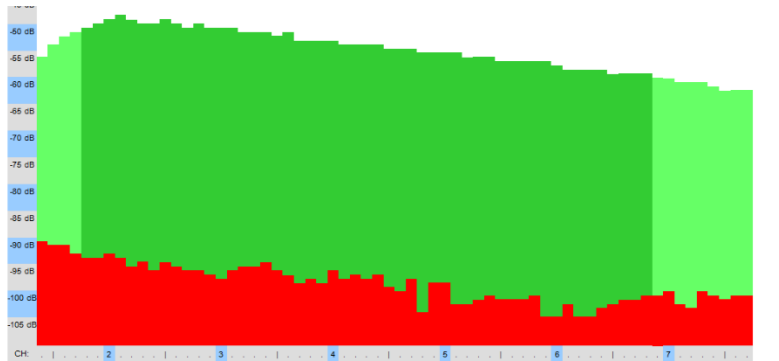


# Co-Exist Technology

Multi-drop co-exist technology; provides a flexible solution to obsolescence / performance and reliability issues for OEM systems which compliments the older lower-speed modem technologies;

A flexible and transparent TCP/IP data network; aids the ease of integration and maintenance of industry standard and additionally non-standard devices.

Configuration and performance monitoring; a key benefit of modern digital technology is the ability to measure and configure to provide optimum flexibility for the configuration, diagnostic and performance data.

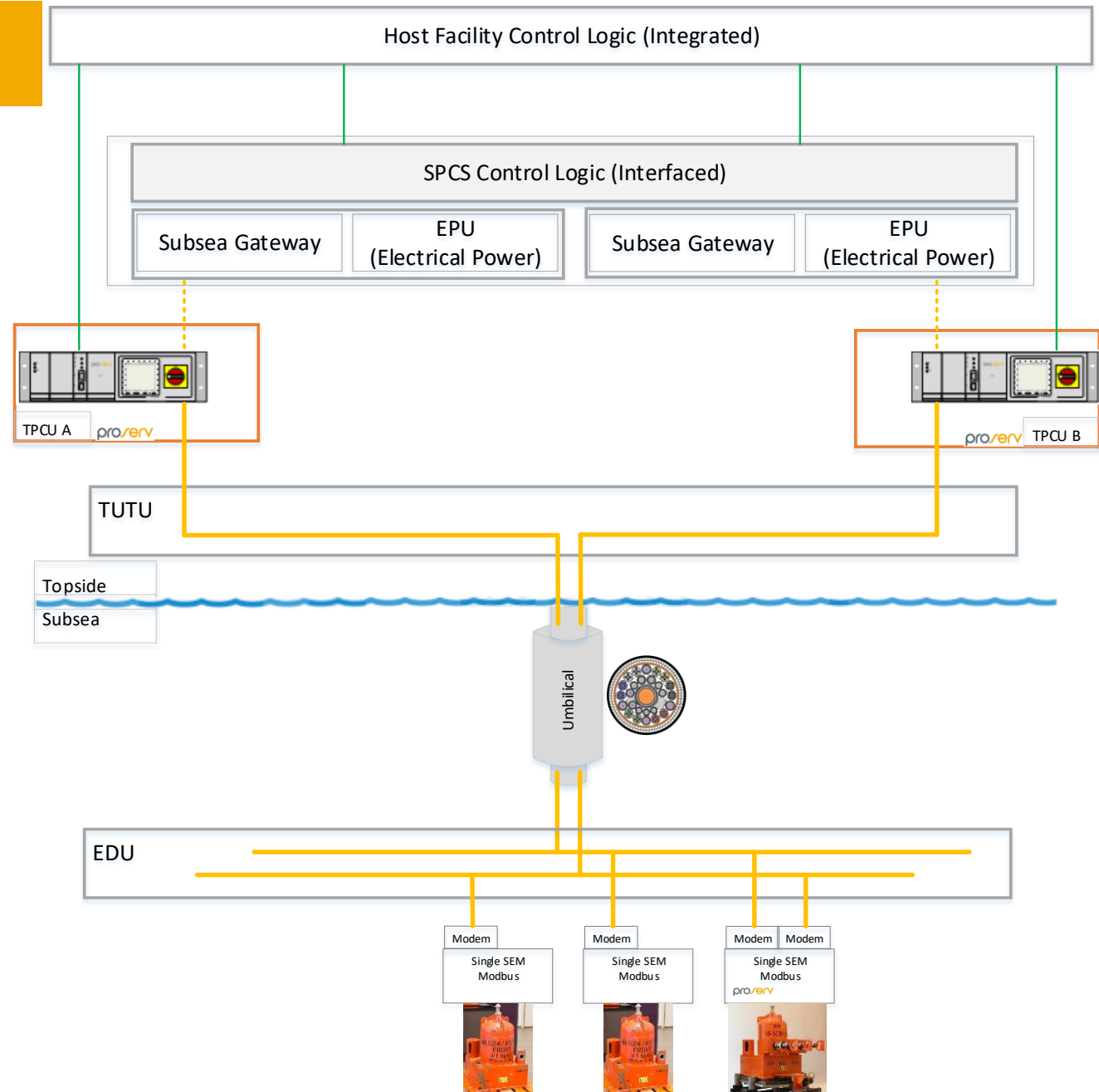


# The upgrade of the Topside System

The combination of proprietary protocols and vendor specific hardware / software solutions need to be addressed to assure reliable and efficient control and monitoring of the subsea solution.

The industry is currently developing the MDIS interface based upon the OPC-UA protocol.

Subsea and DCS vendors are currently developing and validating the agreed MDIS interface. Thus providing potential support for a non-proprietary and flexible implementation for the upgrade solution.





# **Equinor Visund pilot**

## Refurbishment Aker 4G SCM

# Visund field: brownfield upgrade introduction

## Project background

Production within the Equinor Energy AS, Visund field was initiated in 1999; and substantial potential reserves remain to be recovered: -

### NPD\'s CURRENT RESOURCE ESTIMATES

	Oil	Gas	NGL	Condensate	Sum
Original Recoverable Reserves	40.4	58.8	13.2	0	112.4
Remaining Reserves	8.5	43.4	11.2	0	63.1

Mill. Sm<sup>3</sup>.O.E. Source: - NorskPetroleum [2018]

As part of a strategy to recover these resources Equinor Energy AS had a requirement to refurbish older OEM SCM modules that had both obsolescence and reliability issues, particularly with the internal electronics (SEM).

The OEM for the existing system was unable to support the system nor deliver spare parts to assure system availability.

The old system was a single SEM SCM with only single power and communication and no downhole interface's. The proposed solution was to maximize reuse of hydraulic parts and sensors with only faulty parts being replaced.

The subsea power and communication system was a low-speed multi-drop copper modem technology running in a separate communication-and-power configuration.

The existing topside solution was Modbus® based, the existing DCS to MCS solution was highlighted as providing an opportunity to improve the performance for control and data monitoring of the system.

**Client:** Equinor Energy AS

**Location:** Norwegian North Sea

**Equipment:** New SEM and Refurbished SCM



Existing SCM



Upgraded SCM

# Visund field: brownfield SCM upgrade assessment

## Subsea control module retrofit




Inspection and test is performed on received unit to establish serviceability and upgrade implementation

**Client:** Equinor Energy AS


**Location:** Norwegian North Sea

**Equipment:** New SEM and Refurbished SCM



New SEM with A2G

## Visund field: brownfield upgrade



**Client:** Equinor Energy AS

**Location:** Norwegian North Sea

**Equipment:** New SEM and  
Refurbished SCM

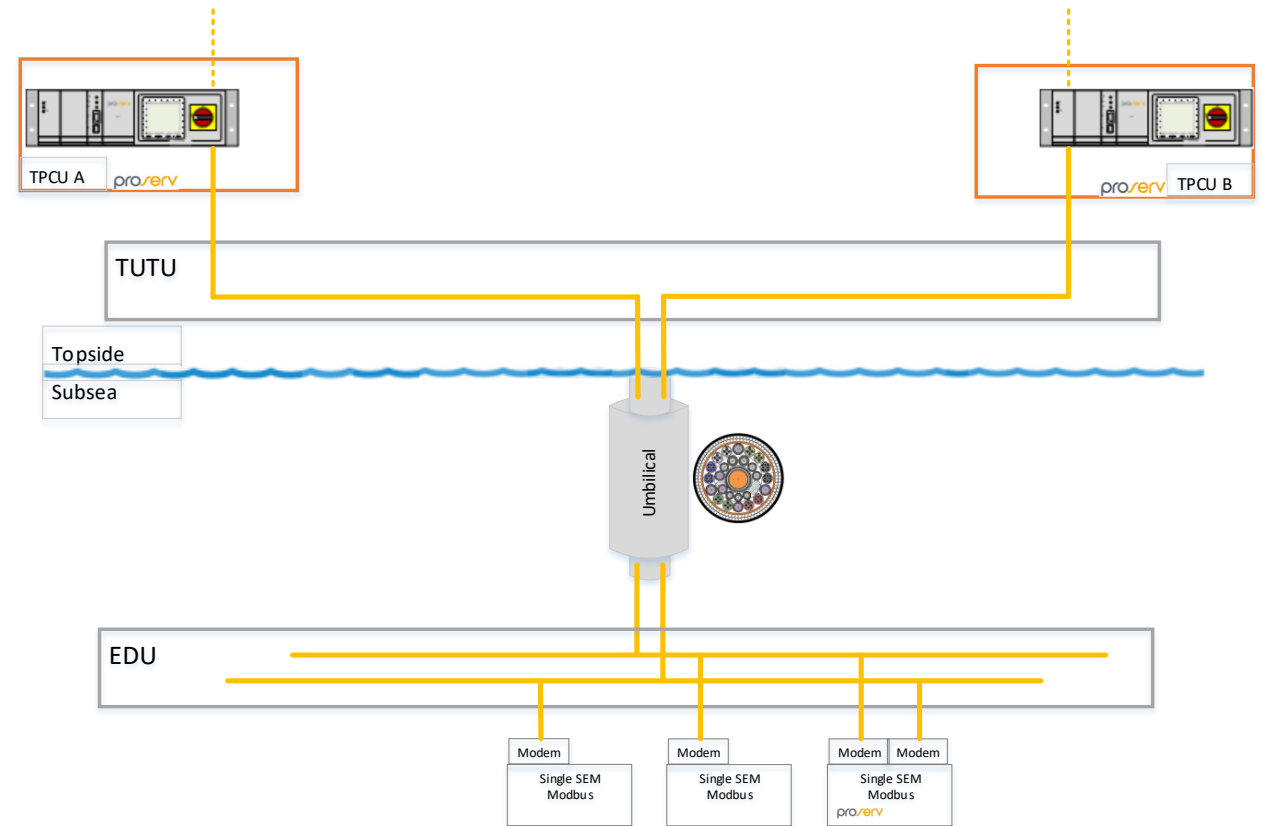
1. FAT test SEM without hydraulics
2. FAT test SCM with hydraulics
3. SEM Vibration test
4. SEM Temp cycling
5. SEM hyperbaric test

# Visund Co-Exist Solution

The existing separate communication and power system provides multi-drop cluster architecture.

Evaluation of the system determined the optimum solution would be to implement a SEM upgrade using multi-drop 57,6 kbps powerline communication applied to the existing cluster power conductors.

Subsequent performance since the installation and commissioning has delivered reliable communications during more than 1million transactions with zero failures.

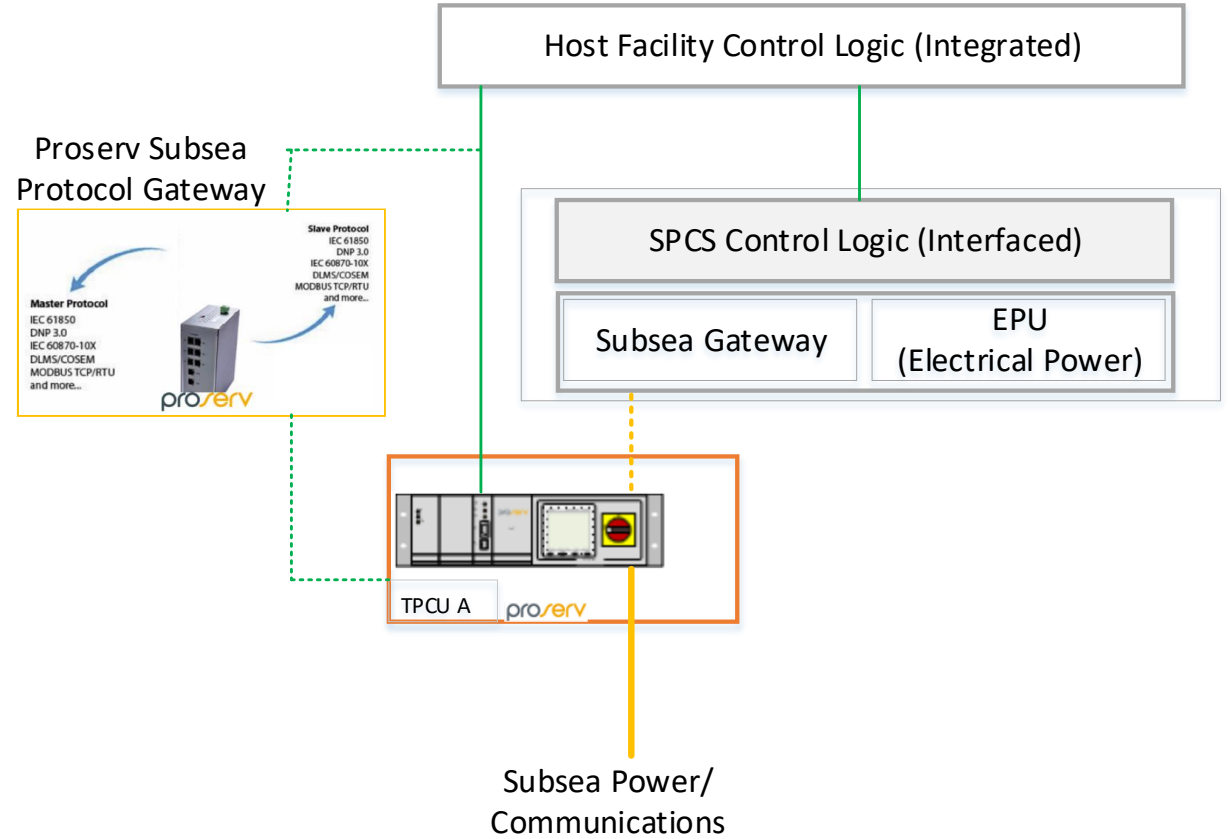


# The upgrade of the Visund Topside System

Evaluation of the existing topside interface identified opportunities to simplify the subsea / topside interface at the same time improving the performance and reliability.

Subsea and DCS vendors are currently developing and validating the agreed MDIS interface. Using the MDIS principle of an 'Integrated Solution' enabled the DCS to efficiently effect control and data monitoring.

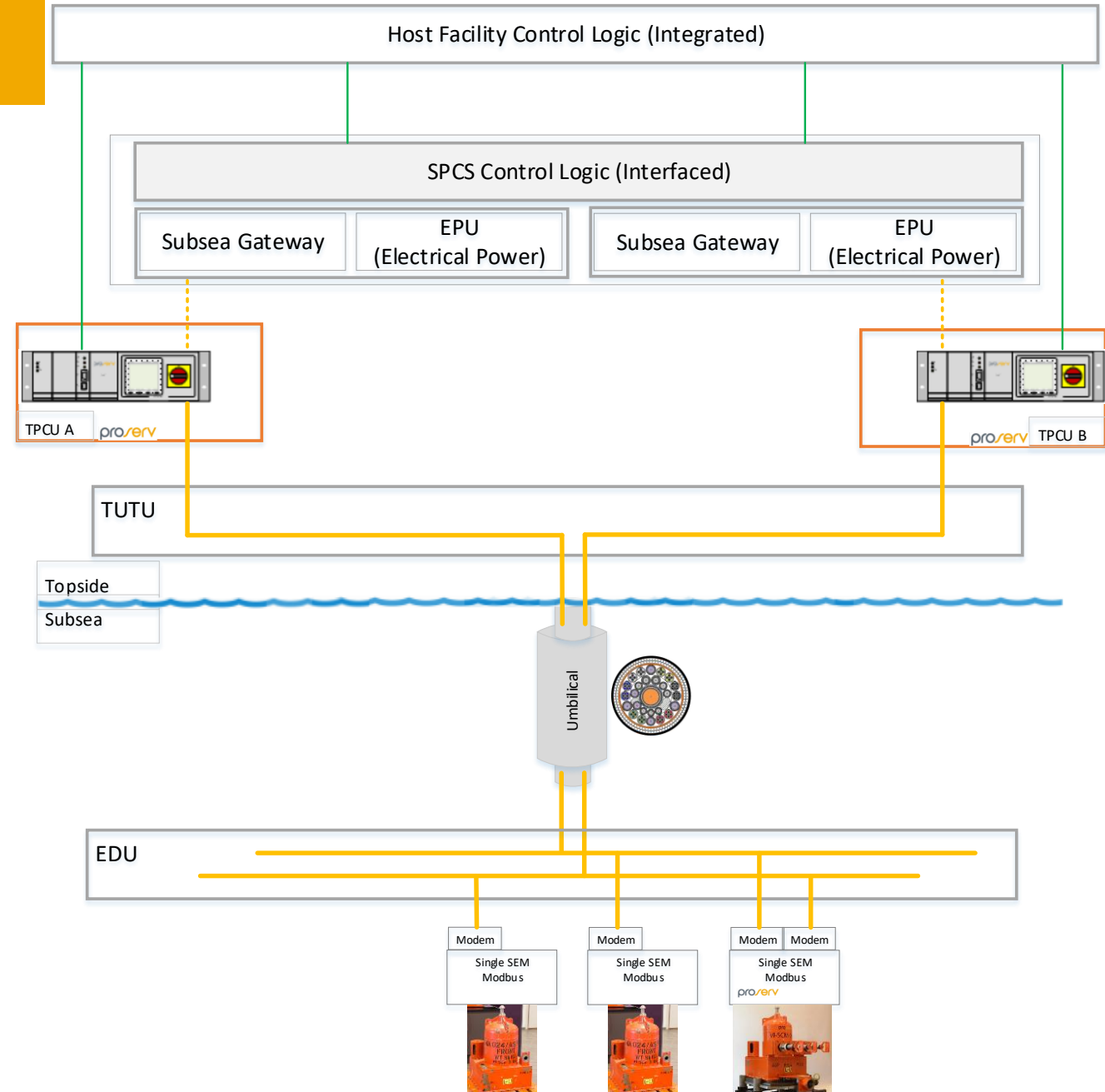
Whilst generally conceived for new system implementations MDIS potentially offers support for providing a flexible and non-proprietary upgrade solution. On this occasion ModbusTCP® was the preferred industry protocol. Siemens was the DCS vendor at Visund.



# The upgrade of the Visund Topside System

The simplification of the control and monitoring interface provided: -

1. A reduced update time of 10 to 1 Second; giving the user a more responsive solution.
2. Reduced complexity resulted in removal of failed read / write actions performed by the DCS.
3. Compliant data mapping within Proserv upgrade eased integration into existing DCS functionality.
4. Freedom and flexibility to locate and interchange OEM and upgraded SCMs provided



# Visund field: brownfield upgrade

## Operator Challenges

Extend field for additional wells

Additional instrumentation for production optimisation

Risk of failure and poor reliability

Extended well life

## Proserv Solutions

Co-exist

SEM Retrofit

SCM Refurbishment

Topside Upgrade

## Proserv Toolkit



OCC




OCH



A2G



SCM




TIACS



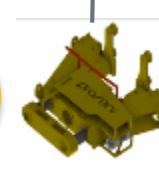
Subsea Interfaces



Monitoring SeaHawk



Topside Protocols



ROV Tooling



Hydraulics



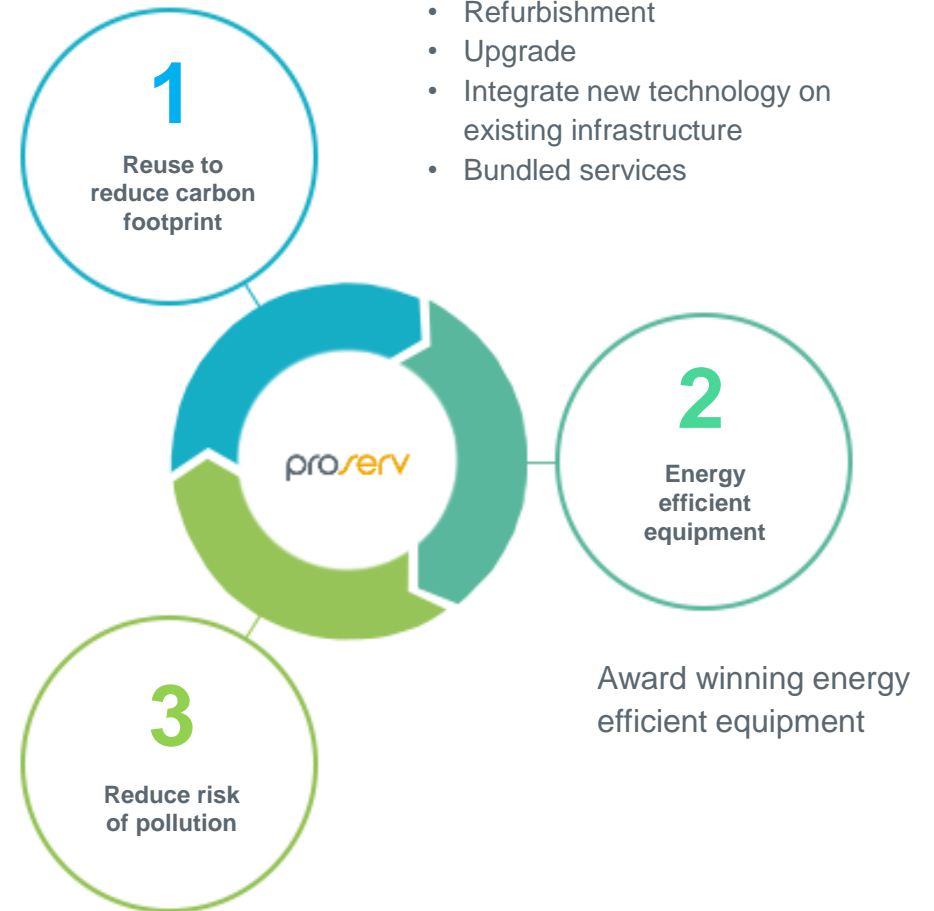
# Responsibility and sustainability

Proserv is committed to making a positive contribution to society and the **environment**.

On the current modules we reuse up to **80%** of the mechanical components on the refurbished SCM.



**Condition monitoring** - allowing continued operation on old subsea installations and equipment with lowered risk of pollution



## Conclusion

**Equinor Energy AS** challenged the market by performing a refurbishment with a new vendor. The **price, quality and reliability** of the **technology** has shown this to be a **truly viable** solution.

### **Compelling solution:**


Proserv ACT initiative showed together with Equinor that refurbishing older modules is a good business case.

Additionally they achieved: -

1. an open communication solution exceeding existing system speed many times.
2. Improved topside performance and reliability with flexibility to respond to operational requirements with ease.

“To maximise on the advantage of this technology, we need to start thinking a bit less conventionally and employ some of the practices which are common in other areas of the energy and manufacturing industry.”

**Paul Hunter, CNR International**



Using co-exist and a proven open and modular system approach with standardised interfaces, the operational **'life of field'** can be more than just **'existence'**.

## Industry JIP to Standard

**IWIS** – assist the integration of downhole power and communication architectures, subsea control systems and topsides [*Intelligent Well Interface Standardisation*]

**SIIS** – defines three instrument interface protocols for communication between subsea control modules and subsea sensors [*Subsea Instrument Interface Standardisation*]

**MDIS** – to develop a standard interface to facilitate the development of applications by multiple vendors that shall inter-operate seamlessly together [*MCS DCS Interface Standardisation*]

**SEAFOM™** – facilitate the growth of fibre optic monitoring system installations in the upstream oil and gas industry

**SWiG** - promotes interoperability for subsea wireless communications (radio frequency, acoustics and free space optics) [*Subsea Wireless Group*]

Several **standardization** initiatives are now ongoing to help the industry to reduce **cost**, **lead time** and improve **quality**.

**Thank You**  
Any Questions?

